

6 – 9 June 2018

Time: 8.30 am – 6.00 pm


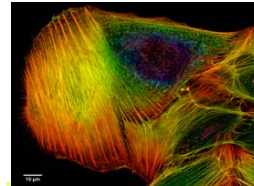
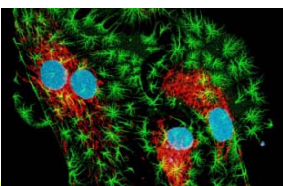
Organized By



Venue: Training Room, Venture Center, Pune

4 Days Hands-on Workshop on **Microscopy**

Light Microscopy | Fluorescence & Confocal Microscopy | Electron Microscopy



For :Entrepreneurs | Students & Researchers | Industry professionals

Highlights

- **Light Microscopy & Optics:**
Basics ; Resolution & Contrast
Advanced Light Microscopy techniques & applications
- **Fluorescence & Confocal Microscopy:**
Principles, techniques and applications
- **Electron Microscopy :**
Introduction; Specimen processing techniques
Cryo EM & Advanced imaging techniques
Advanced Scanning Electron Microscopy: imaging, analysis and applications
- **Advanced Microscopy Tools & Techniques, Image acquisition & Processing**
Basic concepts of Digital imaging and data analysis

Hands-on lab sessions

- Light, Fluorescence & Confocal Microscopy
- Image acquisition and developing skills in settings & configuration for imaging in confocal microscopy
- Interactive session on image processing using Image J software
- Demonstration of Scanning Electron Microscopy and Transmission Electron Microscopy

Course faculty

Dr. Bimalendu Nath

Senior Professor, Department of Zoology, SP Pune University

Dr. Atanu Basu

Deputy Director & Head, Electron Microscopy and Pathology Group, NIV, Pune

Dr. Nishigandha Naik

Assistant Director, Haffkine Institute, Mumbai

Dr. Anuya Nisal

Senior Scientist, NCL, Pune

Dr. Santosh Podder

Senior Technical Officer, Microscopy Facility, IISER Pune

Dr. Anupam Banerjee

Manager Application Support, Leica Microsystem

Dr. Leena Thorat

DBT BioCARE Scientist, Department of Zoology, SP Pune University

To register:

<https://bit.ly/2Gw5BaN>

For more details:

www.venturecenter.co.in/workshops

Contact
details

Technical queries: Ms Sujaya | 020-25865877/75/76 | lab@venturecenter.co.in
Logistical queries: Ms Lipika | 020-25865877/75/76 | eventsdesk@venturecenter.co.in